



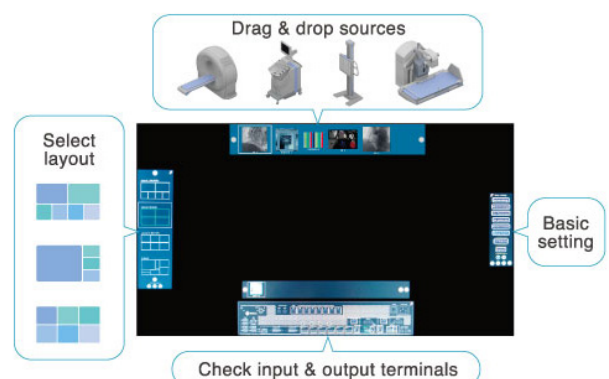
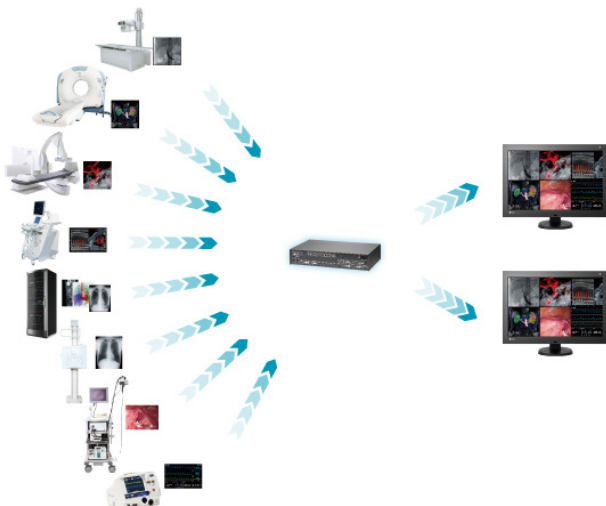
Flexible Image Management of Monitors with Resolutions from 2 Megapixels to 8 Megapixels

All Gather in One

The Large Monitor Manager LMM0802 bundles up different signal sources, displays them concurrently on one or two displays and enables to control them from one location.

Saving Time by Optimizing Workflow

Individual image placement and window size preferences suited to the respective application can be easily arranged, predefined using the Large Monitor Manager. Using a touch panel console monitor, the optimum display can be selected for the current work step. The user interface is intuitive, making costly user training unnecessary.



LMM0802

Various Image Sources

The LMM0802 has 12 video input terminals. Of these, 8 terminals can process digital DVI signals up to a resolution of 1920 x 1200. Additionally, there are two PAL/NTSC and two analog terminals available. A maximum of 8 signal sources can be displayed simultaneously in 16 different windows on the monitor.

Added Inputs and Outputs

For the Large Monitor Manager, up to 28 video sources and additional outputs are possible when combined with the Extron DMS 2000 Matrix.

One Monitor, Keyboard and Mouse

Working with the Large Monitor Manager, the operator can focus on a single monitor, keyboard and mouse instead of juggling with multiple systems. This speeds up workflow and reduces the potential for handling errors. Alternatively, a control of two workstations is possible.

Dual-Workstation Support

Connect up to two monitors, keyboards, and mice to support a two-person workstation so more than one control room operator can efficiently manage how images are displayed in the OR.

Short Start-Up Time and High Safety Level

After a system reboot, the image is available within 4 seconds. This guarantees immediate readiness, even after a power failure. A monitoring function for all the relevant components of the device and the possibility to communicate with the higher level of the system allows high functional safety.

Local and Remote Control

Layout edition or layout change, either can be done with local keyboard and mouse or remotely by browser interface. With the LMM Control software installed on a touch screen PC, the inputs can be switched and the function "Dynamic Layout" can be operated.*

Add Comments and Tags*

Graphic objects or texts can be created as annotations on the screen by local operation via the On Screen Display (OSD) using the "Annotation" function.

Dynamic Layout*

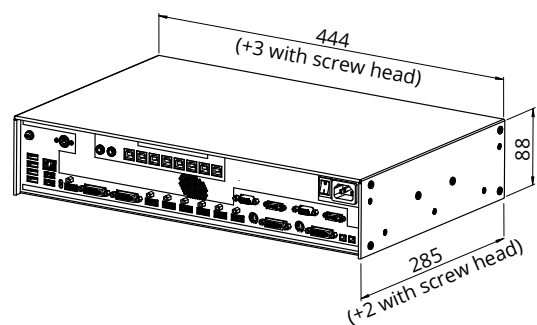
The positions and sizes of the windows specified during system configuration can be enlarged or reduced via the user interface LMM Control or during local operation (OSD) with the mouse. You can also zoom in and out of each window.

*For the functions described, the optionally available software package 4.0.0 Extended is required.

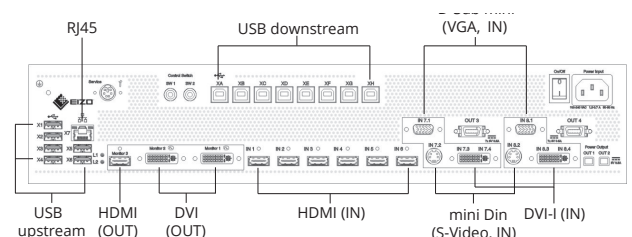
Specifications

Cabinet Color	Black	
Video Signals	Input Terminals	Digital: HDMI connectors (DVI signals only) x 6 Digital / Analog: DVI-I x 2 Analog: D-Sub mini 15 pin x 2, mini DIN x 2 8 simultaneous visible inputs (in 16 windows maximum)
	Input Performance	Digital: DVI-D (single link), 1920 x 1200 maximum, 60 Hz or 2048 x 1536, 30 Hz (165 MHz pixelclock maximum, horizontal size 2048 maximum) Analog: DVI-I, VGA, 1920 x 1200 maximum, 60 Hz (170 MHz pixelclock maximum, horizontal size 1920 maximum), S-Video (PAL/NTSC), SoG
	Output Terminals	DVI-D (dual link) x 2, HDMI connector (DVI single link signals only, scaler output)
	Output Performance	8MP (4096 x 2160: 2048 x 2160 x 2), 8MP (3840 x 2160: 1920 x 2160 x 2), 2 x 4MP (2560 x 1600), 2 x 3.7MP (2560 x 1440), 2 x FHD (1920 x 1080), 2 x 2.3MP (1920 x 1200), 2 x 2MP (1600 x 1200) HDMI connector: FHD (1920 x 1080)
Communication	Connector	Ethernet (RJ45)
USB	Upstream	USB x 8 (for control of video applications on PCs)
	Downstream	USB x 6 (for e.g. keyboard, mouse, joystick)
Power	Power Requirements	AC 100 - 120 V, 200 - 240 V: 50 / 60 Hz
	Power Consumption	100 W
OSD Languages	English, German, French, Japanese	
Physical Specifications	Net Weight	5.3 kg
	Mechanical Adaption	19" rack design, 2 U high
Control and Status	Graphical user interface and software control interface for operating, status and diagnosis, LED indicators for hardware status x 2	
Environmental Requirements	IP20	
Certificates and Standards (Please contact EIZO for the latest information)	CE, IEC/EN60601-1, CAN/CSA-C22.2 No. 60601-1, ANSI/AAMI ES60601-1, EN55022-Class-B, RCM, RoHS, China RoHS, WEEE, CCC	
Optional Accssories	Softwareupdate 4.0.0 (functions: Annotation, Dynamic Layout, LMM Control), Extron DMS 2000 20x20 DVI Matrix	
Supplied Accessories (Can vary in different countries. Please contact EIZO for further information)	AC power cord (us, eu, cn, jp), adapter cables (HDMI - DVI) x 6, mounting brackets, screws x 2, Utility Disk (PDF Instructions for Use, test patterns)	

Dimensions (mm)



Connectors



You will find your EIZO contact partner at:
www.eizo-or.com/contact

All product names are trademarks or registered trademarks of their respective companies. EIZO, the EIZO Logo, and CuratOR are registered trademarks of EIZO Corporation. Specifications are subject to change without notice.