



Flexible Image Management for 2 Megapixel to 8 Megapixel Monitors

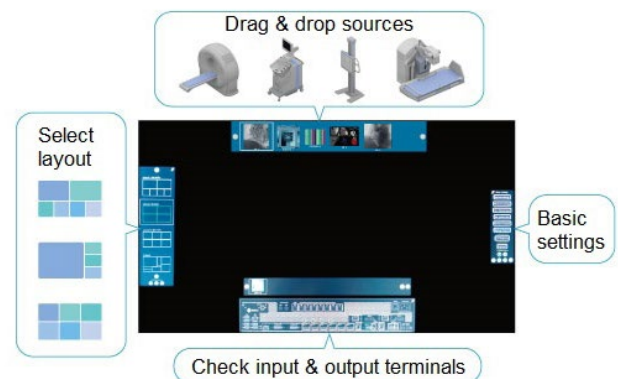
Arranging Various Image Sources

The Large Monitor Manager LMM0802-HDM bundles up different signal sources, displays them concurrently on up to five monitors and enables to control them from one location. The LMM0802-HDM supports 4K/60p via single HDMI cable as well as 4K connection via dual DVI cables.



Saving Time by Optimizing Workflow

The Large Monitor Manager allows users to predefine and easily rearrange and resize images and windows to suit the respective applications. Using a touch panel console monitor, the optimum display can be selected for the current use case. The user-friendly interface minimizes costly user training.



LMM0802-HDM

Display Multiple Image Sources Simultaneously

The LMM0802-HDM can input maximum eight video signals with resolution up to 1920 x 1200, and can display all of them simultaneously in a maximum of 16 different windows on the connected monitors.

Many Connection Options

Two different display modes allow great flexibility to connect several monitors at the same time. In Single Workspace mode, the LMM0802-HDM can display up to eight video sources on three 8 Megapixel monitors simultaneously. In Dual Workspace mode, it displays images on multiple monitors up to 4 Megapixels.

Expandable Video Inputs and Outputs

Connect up to 20 video sources and up to 16 video outputs by using the Large Monitor Manager in combination with the Extron DXP 1616 HD 4K matrix switcher.

One Monitor, Keyboard and Mouse

Working with the Large Monitor Manager, the operator can focus on a single monitor, keyboard and mouse instead of juggling with multiple systems. This speeds up workflow and reduces the potential for handling errors.

Dual User Support

Connecting two monitors, two keyboards, and two mice to the Large Monitor Manager supports a dual workspace in the control room. Thus, the display of images in the operating room can be effectively managed.

Short Start-Up Time and System Reliability

After a system reboot, the image is available within 6 seconds. This guarantees fast readiness, if there has been a power disruption.

Local and Remote Control

The monitor layout can be edited or rearranged locally with a keyboard and mouse, or remotely via the web browser interface. The optional LMM Control software allows operators to switch between layouts, arrange video inputs and use the Dynamic Layout function even on touch enabled PCs.

Add Comments and Tags to Images

Graphic objects or texts can be created as annotations on the screen by local operation via the On Screen Display (OSD) menu using the Annotation function.

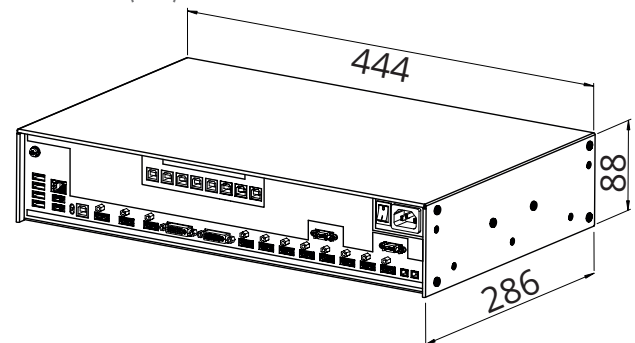
Dynamic Layout

The positions and sizes of the windows specified during system configuration can be enlarged or reduced easily by the operator using Dynamic Layout function. You can also zoom in and out of each window.

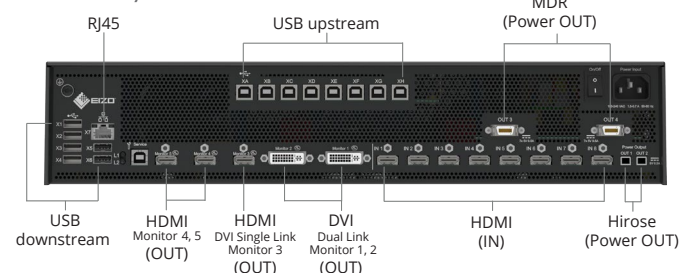
Specifications

Cabinet Color	Black	
Video Input Terminals	HDMI connectors (DVI signals only) x 8, 8 simultaneous visible inputs (in 16 windows maximum)	
Video Input Performance	DVI-D (single link), 1920 x 1200 maximum, 60 Hz or 2048 x 1536, 30 Hz (165 MHz pixelclock maximum, horizontal size 2048 maximum)	
Video Output Terminals	DVI-D (dual link) x 2, HDMI x 2, HDMI (DVI single link signals, scaler output)	
Video Output Performance (Display Modes)	Single Workspace (all outputs with same picture content): 8MP: DVI-DL x 2 [Monitor 1/2] (1920 x 2160, 60 Hz, equate to 3840 x 2160, 60 Hz), HDMI [Monitor 5] (3840 x 2160, 60 Hz), HDMI [Monitor 4] (freely scalable up to 3840 x 2160, 60 Hz), HDMI [Monitor 3] (fixed scaled to 1920 x 1080, 60 Hz) or 8MP: DVI-DL x 2 [Monitor 1/2] (2048 x 2160, 60 Hz, equate to 4096 x 2160, 60 Hz), HDMI [Monitor 5] (4096 x 2160, 60 Hz), HDMI [Monitor 4] (freely scalable up to 4096 x 2160, 60 Hz) Dual Workspace (two outputs each with same picture content): DVI-DL [Monitor 1] (2560 x 1600, 60 Hz or 2560 x 1440, 60 Hz or 1920 x 1080, 60 Hz), HDMI [Monitor 5] (same resolution as [Monitor 1]), DVI-DL [Monitor 2] (same resolution as [Monitor 1]), HDMI [Monitor 4] (same resolution as [Monitor 1]), Monitor 5 duplicates Monitor 1, Monitor 4 duplicates Monitor 2	
Communication Connector	Ethernet (RJ45), for network integration and remote control	
External Power Output	Hirose x 2 (max. 5 V and 500 mA), MDR x 2 (max. 5 V and 500 mA x 7)	
USB	Upstream	USB 2.0: type-B x 8 (for control of video applications on PCs)
	Downstream	USB 2.0: type-A x 6 (e.g. for keyboard, mouse)
Power	Power Requirements	AC 100 - 120 V, 200 - 240 V: 50 / 60 Hz
	Power Consumption	110 W (including external load of 40 W)
OSD Languages	English, German, French, Japanese, Chinese	
Physical Specifications	Net Weight	5.3 kg
	Mechanical Adaption	19" rack design, 2 RU
Environmental Requirements	IP20	
Control and Status	Graphical user interface and software control interface for operating, status and diagnosis, LED indicators for hardware status x 2	
Certificates and Standards (Please contact EIZO for the latest information)	CE / UKCA, IEC/EN60601-1, CAN/CSA-C22.2 No. 60601-1, ANSI/AAMI ES60601-1, IEC/EN 62368-1, CAN/CSA C22.2 No. 62368-1:2014 / UL62368:2014, EN55032 Class B, RoHS, WEEE	
Supplied Accessories (May vary by country. Please contact EIZO for details)	Adapter cables (HDMI - DVI) x 8, mounting brackets, screws x 2, Utility Disk (PDF Instructions for Use)	
Optional Accessories	Extron DXP 1616 HD 4K Matrix, LMM Control software	

Dimensions (mm)



Connectivity



You will find your EIZO contact partner at: <https://www.eizo-or.com/contact>

EIZO, the EIZO logo, and CuratOR are registered trademarks of EIZO Corporation. The terms HDMI, HDMI High-Definition Multimedia Interface, HDMI trade dress and the HDMI Logos are trademarks or registered trademarks of HDMI Licensing Administrator, Inc. All other company names, product names, and logos are trademarks or registered trademarks of their respective owners. Specifications are subject to change without notice.